

Cementitious Rapid Levelling Compound

# UZIN NC 172 BITURBO


Self smoothing, highly stressable and extremely fast compound for all floor coverings and wood flooring for thicknesses from 0 to 10 mm

**MAIN APPLICATION FIELD:**

- ▶ smoothing and levelling of substrates for the subsequent installation of textile and resilient floor coverings
- ▶ can be used without a primer on existing substrates requiring refurbishment

**SUITABLE ON / FOR:**

- ▶ calcium sulphate or cementitious screeds, concrete
- ▶ old screeds or concrete, which may contain old compounds and adhesive residues
- ▶ existing and new P4 - P7 or OSB 2 - OSB 4 boards, screwed
- ▶ existing ceramic and natural stone coverings, terrazzo or similar
- ▶ magnesia and xylolite screeds
- ▶ precast screeds, screed boards
- ▶ warm water underfloor heating systems
- ▶ exposure to castor wheels in accordance with DIN EN 12 529 from 1 mm thickness
- ▶ exposure to fork lifts from 3 mm thickness
- ▶ suitable for residential, commercial and industrial areas, e.g. hospitals, industrial halls, etc.




<b>CE</b>	
0761	
Uzin Utz AG Dieselstrasse 3 89079 Ulm	
13	
01/01/0017.01	
EN 13813:2002	
Cementitious levelling compound for substrates in interior locations	
EN 13813: CT-C50-F10	
Reaction to fire	<b>A2fl-s1</b>
Release of corrosive substances	<b>CT</b>
Compressive strength	<b>C50</b>
Flexural strength	<b>F10</b>

**PRODUCT BENEFITS/FEATURES:**

UZIN NC 172 BiTurbo is fast drying, high-performance smoothing and levelling compound with excellent flow properties. It dries quickly even with unfavourable climatic conditions and many types of floor covering can be installed after 1 hour\*. For interior use.

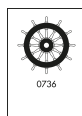
- ▶ ready to accept floor coverings after 1 hour\*
- ▶ hydraulic setting
- ▶ up to 10% less adhesive consumption



**TECHNICAL DATA:**

Packaging	paper bag
Pack size	25 kg
Shelf life	min. 6
Water quantity	6 - 6.5 litres per 25 kg bag
Color	dark grey
Consumption	approx. 1.5 kg/m <sup>2</sup> /mm thickness
Ideal application temperature	20 °C
Working time	max. 15 minutes*
Ready for foot traffic	after 60 minutes*
Ready for covering	see "Ready for covering"
Minimum application temperature	10 °C at ground level
Fire reaction	A2fl-s1 acc. to DIN EN 13 501-1

\*At 20 °C and 65% relative humidity and 8 °C substrate temperature. See "Ready for covering".



## EXTENDED APPLICATIONS:

- ▶ smoothing and levelling for the subsequent installation of wood flooring, cork and PO floor coverings. (see "readiness for covering").

## SUBSTRATE PREPARATION:

The substrate must be sound, load-bearing, dry, free from cracks and free from materials (dirt, oil, grease) that would impair adhesion. Cement and calcium sulphate screeds must be abraded and vacuumed. Test the substrate in accordance with applicable standard or notices and report any deficiencies.

Any adhesion-reducing or unstable layers, e.g. release agents, loose adhesives, compounds, covering or paint residues, etc. must be removed, e.g. by brushing, abrading, grinding or shot-blasting. Thoroughly vacuum loose material and dust. Use a suitable primer from the UZIN Product Guide according to the type and condition of the substrate. Allow any primer that is applied to dry completely.

The datasheets for other used products have to be observed.

## APPLICATION:

1. Put 6 - 6.5 litres of cold, clear water into a clean container. Sprinkle in the contents of the bag (25 kg) while mixing vigorously until a smooth and lump-free compound is obtained. Use a mixing device fitted with a UZIN Mixing Paddle.
2. Pour the compound onto the substrate and spread evenly with a smoothing trowel or a screed rake. The flow and surface can be improved by removing air using a spike roller. If possible, apply to the desired thickness in one coat.
3. The compound can be ground well after 2.5 - 4 hours after application.

## CONSUMPTION INFORMATION:

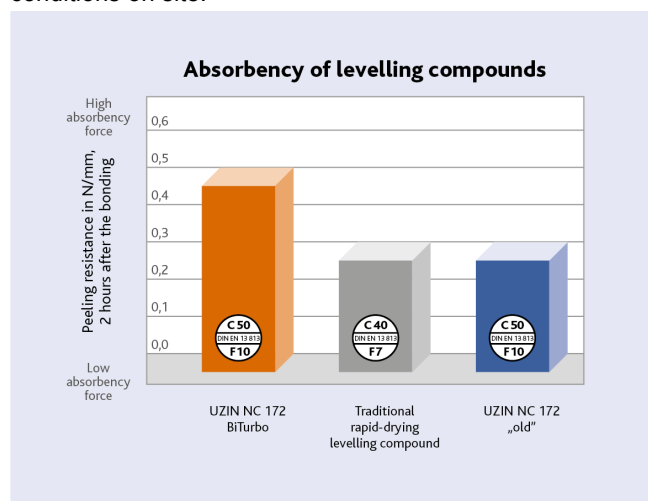
Layer Thickness	Approx. Consumption	Size / Coverage
1 mm	1.5 kg/m <sup>2</sup>	25 kg / 16.6 m <sup>2</sup>
3 mm	4.5 kg/m <sup>2</sup>	25 kg / 5.5 m <sup>2</sup>
10 mm	15.0 kg/m <sup>2</sup>	25 kg / 1.6 m <sup>2</sup>

## READY FOR COVERING:

Planned Top Layer	Layer Thickness	Ready for Covering
Textile floor coverings	0 - 10 mm	from 60 minutes*
Resilient floor coverings (e.g. PVC, linoleum, rubber, ceramics)		from 60 minutes*
Textile and resilient floor coverings with Sigan 1 + Planus		apply Planus at earliest 4 hours*
Wood flooring, cork, PO coverings, UZIN KE 68		12 hours*

\*At 20 °C and 65% relative humidity and 18 °C substrate temperature.

The readiness for further covering is independent of layer thickness, however it depends considerably on the climatic conditions on site.



The absorption capacity of UZIN NC 172 BiTurbo is approx. twice as high as usual rapid-drying levelling compounds. The open time of the adhesive during the laying is considerably reduced in comparison with usual compounds. The overall appearance of the finished floor covering surface is very smooth and flat.

## IMPORTANT NOTES:

- ▶ A shelf life of 6 months when stored in dry conditions, in the original packaging. The setting and drying times may become longer if the storage time is prolonged. The properties of the cured material are not affected. Carefully and tightly reseal opened packaging and use the contents as quickly as possible.
- ▶ Best applied between 20 - 22 °C and relative humidity below 65%. Low temperatures, high humidity, little air circulation, dense substrates and large thickness will delay the setting and drying time. Whilst high temperatures and low humidity, strong air circulation and absorbent substrates will accelerate setting, drying and readiness for covering. In summer, store in cool conditions and use cold water.
- ▶ Expansion, movement and perimeter joints in the substrate must be reflected through to the surface. Fit UZIN Foam Expansion Strips to any adjacent, vertical structures to prevent the ingress of the compound into the joints.
- ▶ Can be pumped with continuous, forced-action mixer-pumps, e.g. from manufacturers such as m-tec, P.F.T. and others.
- ▶ The substructure of wooden floors must be dry to prevent damage due to damp through rotting or mould formation. Adequate ventilation or rear-ventilation must be provided especially when installing impermeable flooring, e.g. by removing the existing expansion strip or by installing special skirting with vent openings.
- ▶ Minimum thickness for resistance of castors is 1 mm. On non-absorbent substrates such as old screeds with closed, fixed, waterproof adhesive residues, a thickness of 2 - 3 mm must be used.

- ▶ When applying in several coats, allow the compound to dry completely. Then apply UZIN PE 360 PLUS as a intermediate primer and leave to dry, before applying subsequent coats.
- ▶ The minimum thickness below pre-finished wood flooring is 2 mm. Pay particular attention to a sufficient drying of the levelling compound prior to installation of wood flooring.
- ▶ On moisture-sensitive substrates, use epoxy primers, such as UZIN PE 460, gritted.
- ▶ On weak, older substrates with several layers of adhesive or levelling compound, the use of gypsum-based levelling compounds such as UZIN NC 110, UZIN NC 112 BiTurbo or UZIN NC 115 is preferred.
- ▶ For mastic asphalt screeds, gypsum-based levelling compounds such as UZIN NC 110, UZIN NC 112 Turbo or UZIN NC 115 should be used.
- ▶ The maximum thickness on OSB and chipboards is 3 mm.
- ▶ Do not use in exterior or wet areas.
- ▶ Protect freshly applied areas from draughts, direct sunlight and sources of heat. Cement-based compounds tend to form cracks on soft or tacky substrates. These soft and tacky layers must therefore be removed as much as possible before applying the compound. Leaving such compounds open for too long also promotes such cracking and should therefore be avoided.
- ▶ Do not use as a screed or as a wear surface, a surface covering must always be applied.
- ▶ Compounds must not enter between insulation and heating pipes because of the risk of corrosion. This applies in particular for heating pipes made from galvanized steel. Insulation may only be cut off after smoothing.
- ▶ UZIN NC 172 BiTurbo has the approval as shipbuilding equipment product by the maritime occupational association "See-Berufsgenossenschaft Hamburg", module B and module D. Certificates are available upon request. The permissible thickness is 13 mm. USCG-No. for the system is 164.106/EC0736/113.127.
- ▶ Follow the generally acknowledged rules of the trade and technology for the installation of wood flooring and floor covering in respective of the applicable national standards (e.g. EN, DIN, OE, SIA, etc.)

## SEALS OF QUALITY & ECOLABELS:

- ▶ Low chromate content acc. Regulation (EC) No. 1907/2006 (REACH)
- ▶ EMICODE EC 1 PLUS / Very low-emission

## COMPOSITION:

Special cements, mineral aggregates, redispersible polymers, high-performance liquefiers and additives.

## PROTECTION OF THE WORKPLACE AND THE ENVIRONMENT:

Contains cement low in chromate acc. Regulation (EC) No. 1907/2006 (REACH). Cement produces strong alkaline on reaction with water. Avoid contact with skin and eyes. In the event of contact, rinse immediately with water. In the event of skin or eye irritation, seek medical advice. Use protective gloves. When mixing wear a protective dust-mask. Presents

no physiological or ecological risk when fully cured. Basic prerequisites for best possible indoor air quality following floor covering work are conformity to standards of the working conditions, as well as thoroughly dry substrate, primer and smoothing compound.

## DISPOSAL:

Where possible, collect product residues and re-use. Do not allow to get into drains, sewers or ground. Empty paper packaging is recyclable. Collect waste product, mix with water, allow to harden, then dispose as Construction Waste.